

Registry of activity licences

User's manual

The registry allows you to search for any pharmacy, wholesale distributor or manufacturer with an Estonian activity licence for handling medicines. One pharmacy's activity licence consists of the main pharmacy and up to three branches. On the right menu you see the menu button [Pharmacy map](#) – this map displays all Estonian pharmacies (including branches). See more detailed information below.

Activity licence search

You can search activity licences by different criteria. If you mark several criteria at the same time you will get results matching all of the criteria.

Site name: The name of the main site of activity (e.g. name of the pharmacy). You can also search by just a part of the name.

Activity licence holder: Business name of the activity licence holder. You can also search by just a part of the name.

Activity licence number: Number or part of the number of the licence.

County: County in the address of the main site or branch pharmacy.

Township / city: Township, city or a bigger town in the address of the main site or branch pharmacy.

Town / village: Smaller town or village in the address of the main site or branch pharmacy.

Type of activity licence: Type of activity licence and in case of pharmacy the area of activity. To search for only one type of pharmacies (e.g. veterinary pharmacies), check the checkbox in front of "Veterinary pharmacy". You can search for more than one type at the same time. If you leave all the checkboxes empty, the search returns all activity licences.

<input type="checkbox"/> Pharmacy	<input type="checkbox"/> Hospital pharmacy	<input type="checkbox"/> Veterinary pharmacy	<input type="checkbox"/> General pharmacy
<input type="checkbox"/> Wholesale trade			
<input type="checkbox"/> Manufacturing			

Search all fields: Search by any word, number or part of word anywhere in the public registry.

After selecting the criteria click [Search](#) button. You can correct the search criteria one by one or clear all the marked criteria at once by clicking [Clear all](#).

Search results are displayed as a table – one row for every licence matching the criteria. Click the number of the activity licence in front of the row to open detailed data about the licence.

In case the search criteria matched a branch pharmacy, the results show the activity licence of the main pharmacy the branch is related to.

Exporting data to Excel

You can download search results or all available data.

You can choose between three file types: Excel, CSV ja XML. After exporting data to Excel, you might need to adjust the column widths.

To download all data, leave the search criteria unmarked and simply click [Consolidated data for licences](#) (all activity licences with main activity sites) or [Consolidated data for pharmacies](#) (only pharmacies with their branch pharmacies).

To download search results, mark the appropriate criteria and then click [Consolidated data for licences](#) (activity licences that match the criteria) or [Consolidated data for pharmacies](#) (pharmacies that match the criteria).

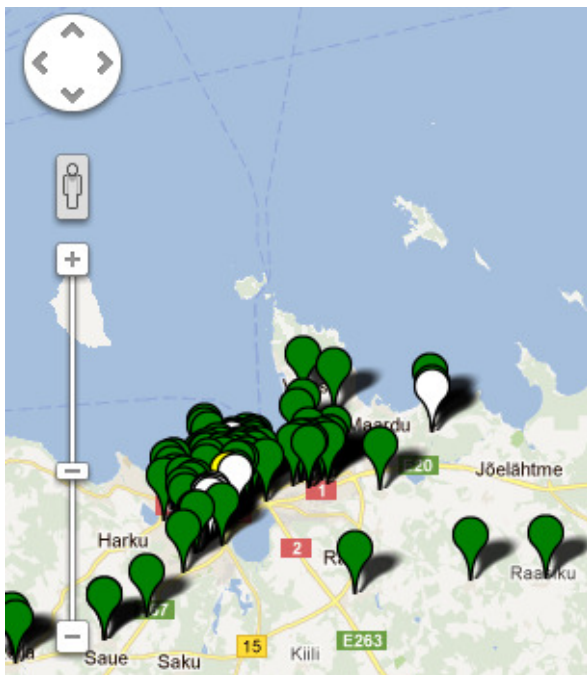
Download search results

[Consolidated data for licences](#) [Consolidated data for pharmacies](#) File type: ▼

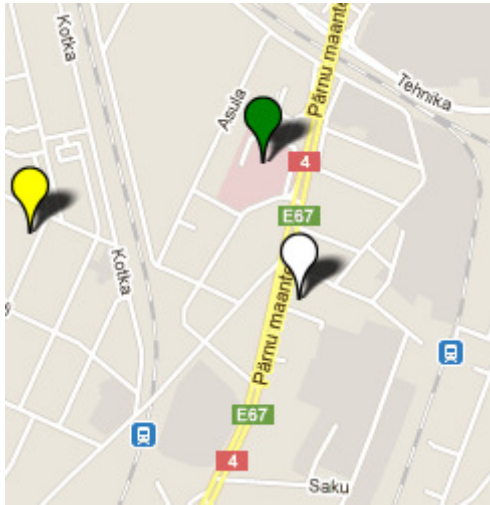
Pharmacy map

The map of pharmacies shows the locations of all the pharmacies (including branches) in Estonia. To see the map, click [Pharmacy map](#) in the menu on the right side of the page.

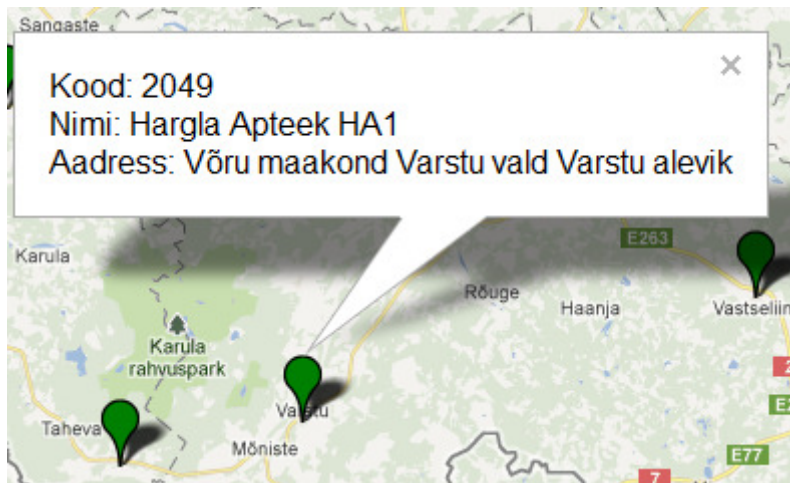
Use the mouse scrolling button or the zooming tool on the left side of the map to zoom in or out on the map. You can move the image on the map by dragging the image with your mouse or clicking the round button in the upper-left corner of the map.



Pharmacies are marked with three different colours: green marks for general pharmacies, yellow marks for veterinary pharmacies and white marks for hospital pharmacies. Hospital pharmacies serve only the hospital they're related to; general public cannot purchase medicines from a hospital pharmacy.



To see the name and exact address of the pharmacy, click on the location marker on the map. You will see the reference code, name and address of the pharmacy. Letters “HA” in pharmacy’s name mean that this is the branch of another pharmacy. The main pharmacy and its branches may sometimes locate in different towns/villages.



We hope you find this site and the information provided useful!

In case you have further questions about activity licences or the registry contact the State Agency of Medicines:

E-mail: info@ravimiamet.ee

Phone: +372 737 4140